

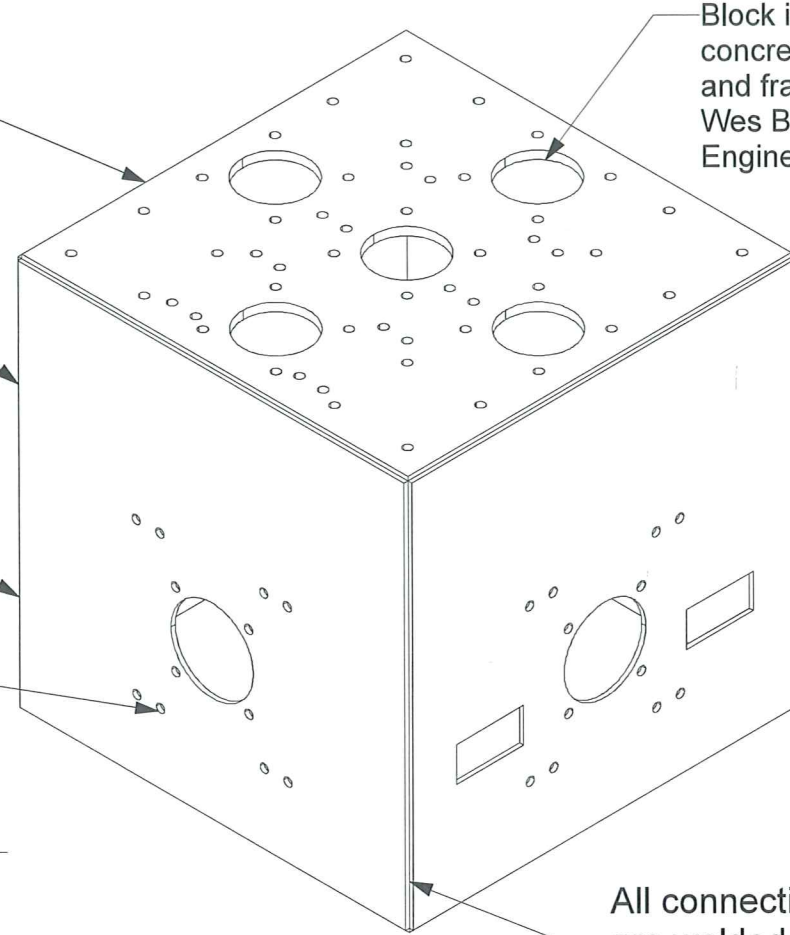
Top plan view

Top plate constructed of 5/8" grade 50 A572 steel

Side plates constructed of 3/8" A36 steel

Total block weight ranges from 3500 to 3700lbs

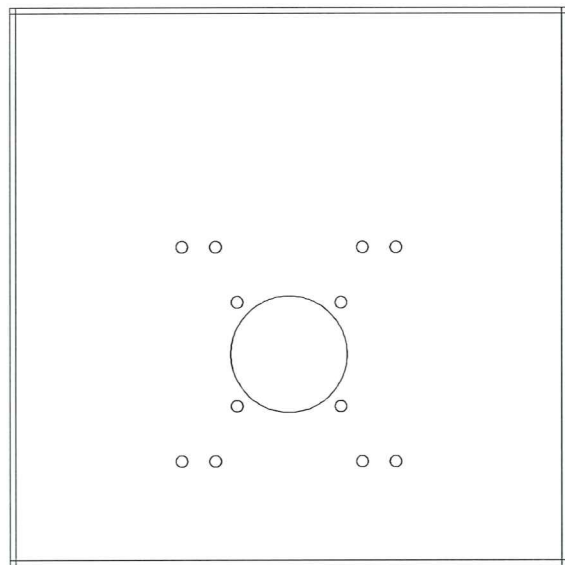
Side 20'5" truss attachment for outrigger.



Right Iso view

Block is filled 95% with concrete encased in rebar and framing (per engineer) Wes Brown- Hopper Engineering

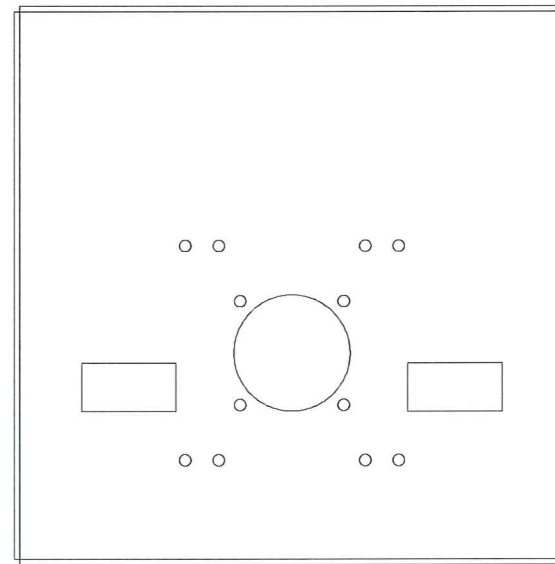
All connection points are welded 100%



Side view



[Signature] 5/16/2012



Front view

Project Name: Gblock
 Drawing Title:
 Project Number:
 Drawn By: Joey Gallagher

Date:
 Rev: 1.0
 Scale: As Noted
 On 11x17 Page



The Gblock is used for multiple applications that require engineer approval for each individual application