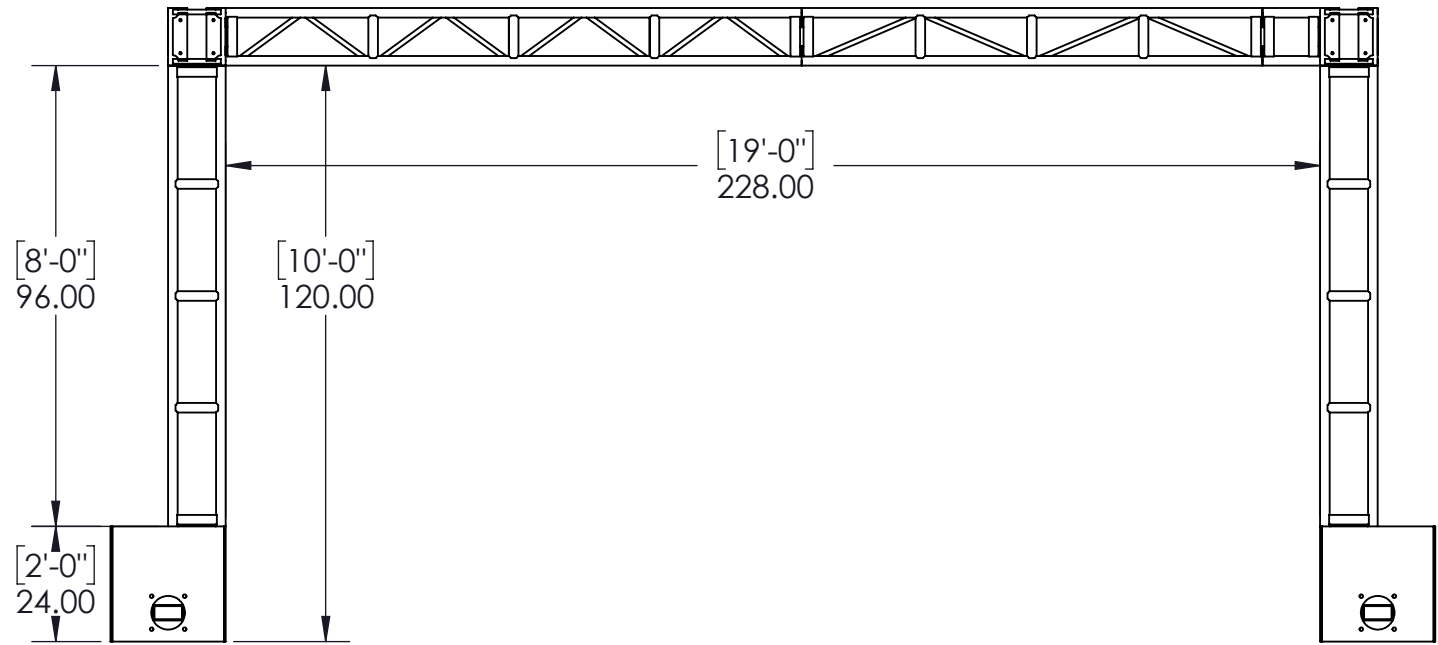

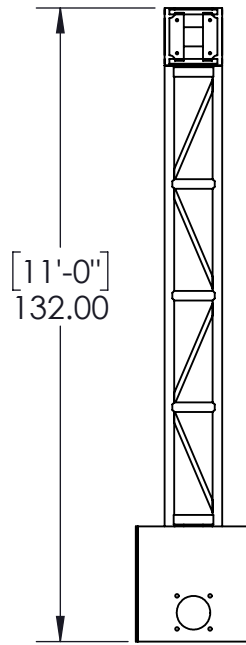


PLAN 2



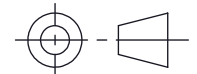
FRONT ELEVATION 1



END ELEVATION 3

1. TRUSS LENGTHS CAN BE COMBINATIONS OF DIFFERENT LENGTHS.

Weight: LBS



Project Name: Gallagher	Date: 12/29/2016
Drawing Name: Gallagher 12in Truss Arch	Scale: 1:40 @ 11in x 17in
Project Number: RQXX	Rev Date: 1/11/2017
Drawn by: AARON SANCHEZ	Sheet: 1 of 1
Drawing Number: Gallagher 12in Truss Arch 10ftX19ft I.D. MG-Fi	Rev: 1

GALLAGHER STAGING & PRODUCTIONS
 15701 Heron Ave,
 La Mirada,
 CA 90628
 TEL : +1 (714) 690 1559
 www.gallagherstaging.com



THIS DRAWING IS PROPERTY OF GALLAGHER STAGING AND PRODUCTIONS AND CANNOT BE DUPLICATED, MODIFIED OR USED FOR ANY OTHER PURPOSE WITHOUT WRITTEN PERMISSION FROM GALLAGHER STAGING. USE OF THIS DRAWING FOR BIDDING IS STRICTLY PROHIBITED. VERIFY ALL DIMENSIONS, SPECIFICATIONS, AND CONDITIONS BEFORE USING THIS DRAWING FOR CONSTRUCTION. THIS DRAWING IS CONFIDENTIAL AND SHOULD NOT BE DISCLOSED TO A 3RD PARTY WITHOUT WRITTEN PERMISSION FROM GALLAGHER STAGING AND PRODUCTIONS.