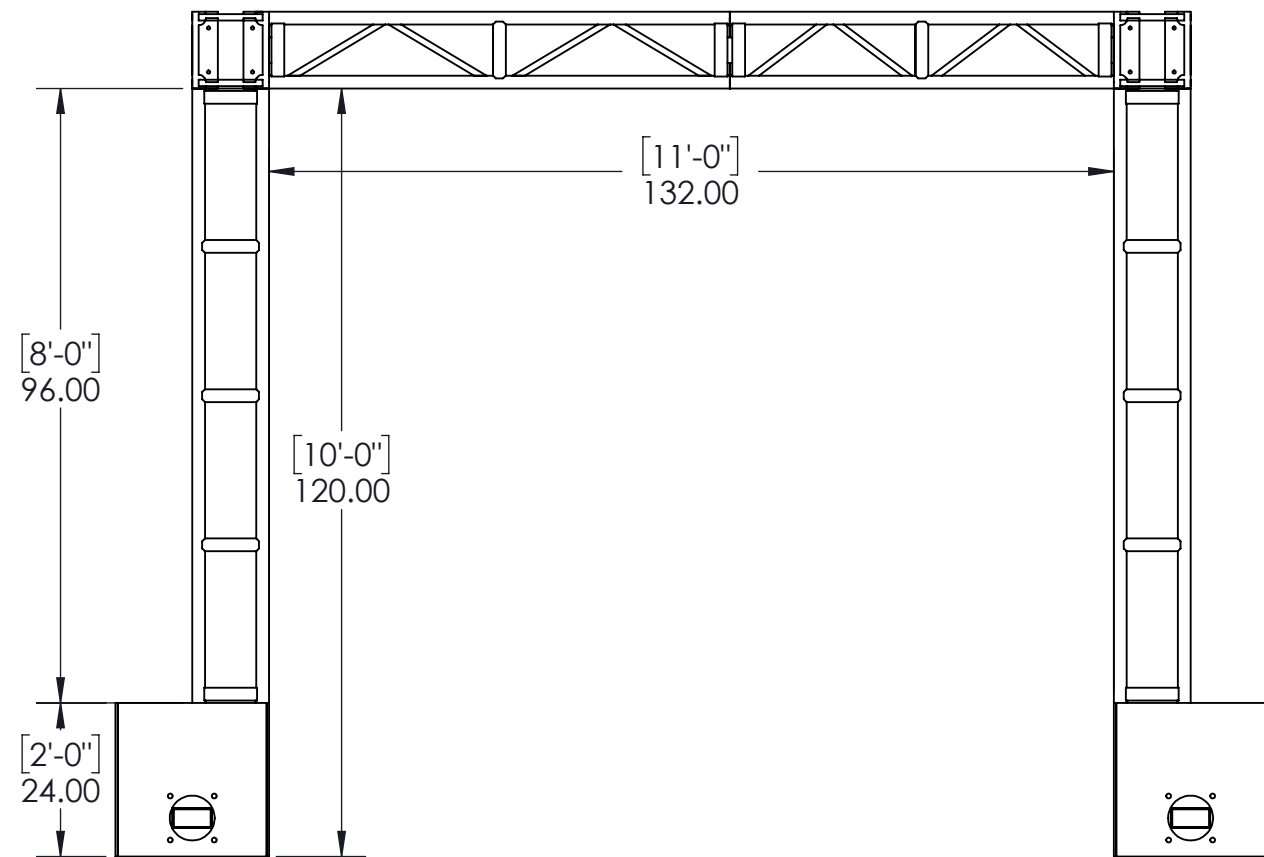


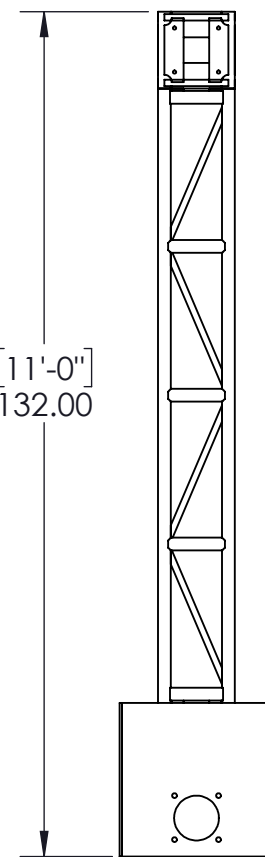
PLAN

2



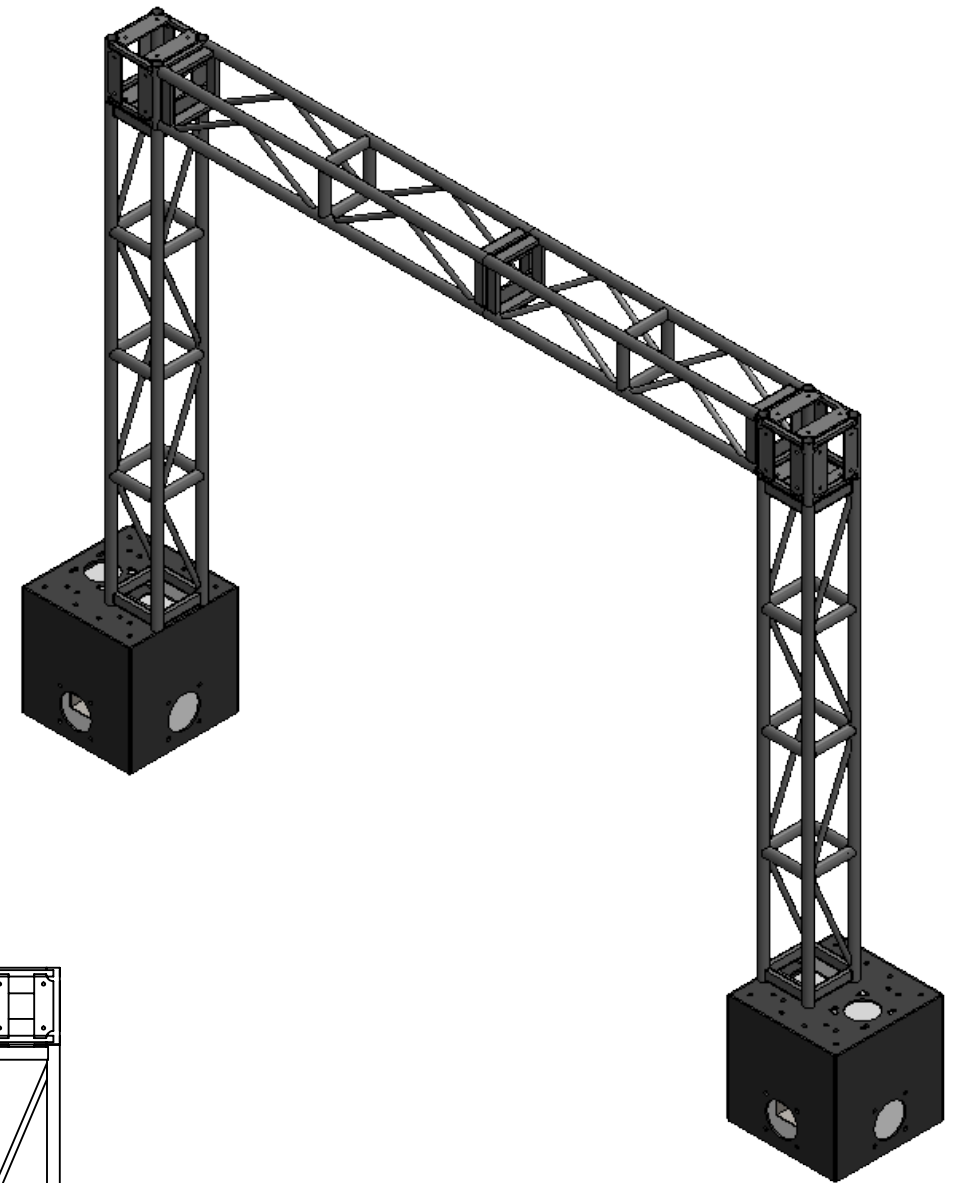
FRONT ELEVATION

1



END ELEVATION

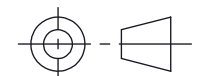
3



1. TRUSS LENGTHS CAN BE COMBINATIONS OF DIFFERENT LENGTHS.

All dimensions in inches unless otherwise stated Do **NOT** measure undimensioned features **IF IN DOUBT - ASK!**

Weight: LBS



GALLAGHER STAGING & PRODUCTIONS
 15701 Heron Ave,
 La Mirada,
 CA 90628
 TEL : +1 (714) 690 1559
 www.gallagherstaging.com



Project Name: Gallagher

Drawing Name: Gallagher 12in Truss Arch

Project Number: RQXX

Drawn by: AARON SANCHEZ

Drawing Number: Gallagher 12in Truss Arch 10ftX11ft I.D. MG-Fi

Date: 12/29/2016

Scale: 1:30 @ 11in x 17in

Rev Date: 12/29/2016

Sheet:

1 of 1

Rev:

1

THIS DRAWING IS PROPERTY OF GALLAGHER STAGING AND PRODUCTIONS AND CANNOT BE DUPLICATED, MODIFIED OR USED FOR ANY OTHER PURPOSE WITHOUT WRITTEN PERMISSION FROM GALLAGHER STAGING. USE OF THIS DRAWING FOR BIDDING IS STRICTLY PROHIBITED. VERIFY ALL DIMENSIONS, SPECIFICATIONS, AND CONDITIONS BEFORE USING THIS DRAWING FOR CONSTRUCTION. THIS DRAWING IS CONFIDENTIAL AND SHOULD NOT BE DISCLOSED TO A 3RD PARTY WITHOUT WRITTEN PERMISSION FROM GALLAGHER STAGING AND PRODUCTIONS.